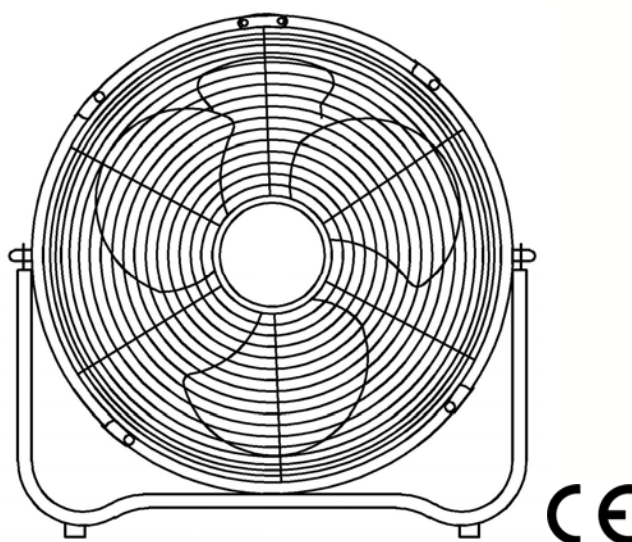
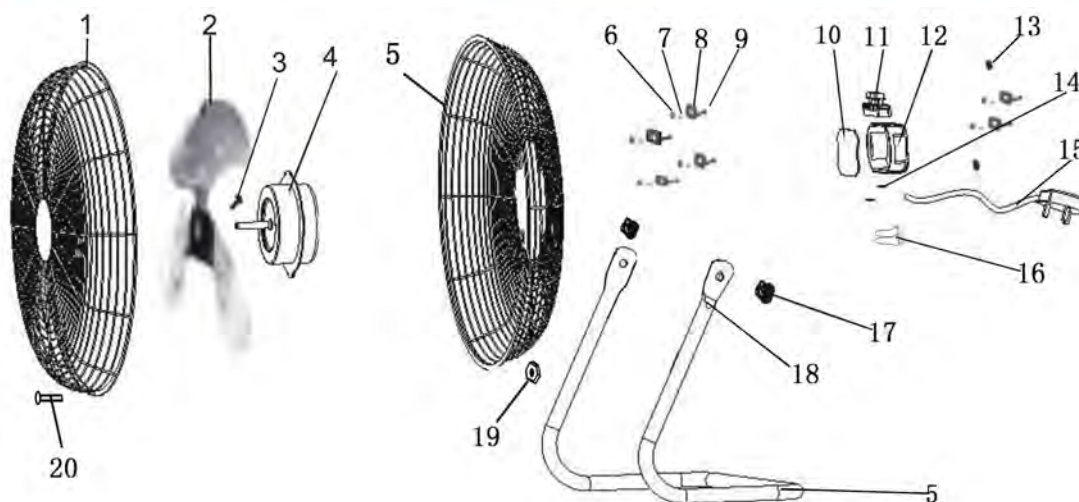


#### Instruction manual



Sleek & modern high-velocity fan provides more powerful wind than ordinary plastic fans. Draws air off the floor and circulate through the entire room keeping room cool and breezy. Put near the windows and it helps exhaust hot indoor stuffy air and pulls in fresh outdoor air.

- Energy-saving, high velocity motor for maximum air circulation
- Up ,down tilt-adjustment for flexible use
- With oscillation function
- Triple speed selection
- Precision fan blades for powerful wind but low-noise
- Chrome-stand, solid construction with thermal-protection to prevent motor overheat.



1. FRONT GUARD
2. BLADE
3. BLADE SCREW
4. MOTOR
5. REAR GUARD
6. NUT
7. WASHER
8. WASHER
9. SCREW
10. CONTROL BOX

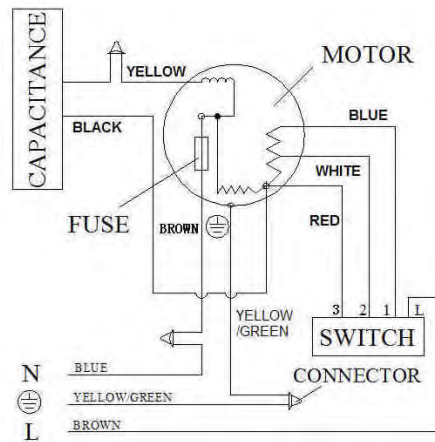
11. SWITCH
12. CONTROL BOX
13. PROTECTS THE COIL
14. CORD HOLDER
15. POWER CORD
16. CLOSE-END CONNECTOR
17. PARTICLE
18. TUBE BASE
19. LOCK NUT
20. SCREW

### Operating Instructions:

- 1) Ensure voltage used corresponds with the voltage indicated.
- 2) Turn the speed control to selected speeds: 0 (off) and speeds 1, 2, 3 is Slow, Middle, Fast.
- 3) Tilting angles-By pushing the tilt-guard, you can adjust the fan to any elevation preferred.
- 4) Never touch the blades with hand or any object!
- 5) Do not pull the cord too hard. If damaged after pro-long use, get it repaired by any electrical repairman.
- 6) To clean: Disconnect the power cord from the mains. Remove the guard and the blades carefully. Do not drop the blades! First use soft cloth with light soap to clean off oil stains. Then wipe and polish with dry cloth. Never use polish or any corrosive liquid that will damage the paint, metal or plastic! Put back the blades and lock the guard securely before use.
- 7) This appliance is not intended for use by persons (including children) with reduced physical, sensory or mental capabilities, or lack of experience and knowledge, unless they have been given supervision or instruction concerning use of the appliance by a person responsible for their safety.
- 8) Children should be supervised to ensure that they do not play with the appliance.
- 9) If the supply cord is damaged, it must be replaced by the manufacturer, its service agent or similarly qualified persons in order to avoid a hazard.

10) This appliance can be used by children aged from 8 years and above and persons with reduced physical, sensory or mental capabilities or lack of experience and knowledge if they have been given supervision or instruction concerning use of the appliance in a safe way and understand the hazards involved. Children shall not play with the appliance. Cleaning and user maintenance shall not be made by children without supervision.

NO exchange will be entertained if the above instructions are not followed. Always Test the product first before purchase.



### Environment friendly disposal



You can help protect the environment!

Please remember to respect the local regulations: hand in the non-working electrical equipments to an appropriate waste disposal centre. The packaging material is recyclable. Dispose of the packaging in an environmentally friendly manner and make it available for the recyclable material collection-service.

# KEVMOR

## TRADE SUPPLIES

**Kevmor Trade Supplies**

11 Belmont Avenue, Belmont WA 6104

E: [sales@kevmor.com.au](mailto:sales@kevmor.com.au) | P: (08) 9277 7177 | W: [kevmor.com.au](http://kevmor.com.au)